








Premium Colour Selector

The Premium Colour Selector contains products that are for use on interior and exterior applications. It includes warrantable products up to 30 years durability.

| |  |  |  |  |  |  |  |
|----------|---|---|---|---|---|---|---|
| | NON-HABITABLE | RESIDENTIAL ← 4 LEVELS | RESIDENTIAL → 3 LEVELS | COMMERCIAL ← 4 LEVELS | COMMERCIAL → 3 LEVELS | PRESTIGIOUS COMMERCIAL | MONUMENTAL |
| INTERIOR | • | • | • | • | • | • | • |
| EXTERIOR | • | • | • | • | • | • | • |

Dulux World of Colour®
Powder Coat Series

Australian Collection

Dulux®

Premium Product Range

| RANGE | COLOUR NAME | FINISH | LOOK | COLORBOND® | PRODUCT CODE | R | G | B | LRV |
|-------------------|----------------------------------|--------|--------------|------------|--------------|-----|-----|-----|-----|
| Duratec Eternity | Eternity Bronze Pearl | Satin | Pearlescent | | 90088393 | 82 | 74 | 62 | 10% |
| Duratec Eternity | Eternity Chain Pearl | Matt | Pearlescent | | 90089119 | 168 | 171 | 168 | 45% |
| Duratec Eternity | Eternity Charcoal Pearl | Satin | Pearlescent | | 90088394 | 55 | 54 | 55 | 6% |
| Duratec Eternity | Eternity Citi Silver Pearl | Matt | Pearlescent | | 9007024Q | 172 | 176 | 179 | 48% |
| Duratec Eternity | Eternity Copper Metallic Kinetic | Matt | Pearlescent | | 9007183K | 146 | 134 | 124 | 29% |
| Duratec Eternity | Eternity Linen Pearl | Satin | Pearlescent | | 9001138Q | 222 | 219 | 207 | 73% |
| Duratec Eternity | Eternity Matt Champagne Kinetic | Matt | Pearlescent | | 9003059K | 157 | 151 | 142 | 36% |
| Duratec Eternity | Eternity Nickel Pearl | Matt | Pearlescent | | 90088395 | 165 | 158 | 146 | 39% |
| Duratec Eternity | Eternity Pewter Pearl | Satin | Pearlescent | | 90088396 | 124 | 129 | 129 | 26% |
| Duratec Eternity | Eternity Silver Kinetic Pearl | Satin | Pearlescent | | 9007160K | 151 | 154 | 156 | 37% |
| Duratec Eternity | Eternity Star Pearl | Flat | Pearlescent | | 9007005F | 156 | 159 | 159 | 39% |
| Duratec Eternity | Eternity Titanium Pearl | Satin | Pearlescent | | 90087728 | 89 | 91 | 88 | 14% |
| Duratec Intensity | Intensity Coast | Satin | Bright Solid | | 9005233S | 13 | 94 | 134 | 13% |
| Duratec Intensity | Intensity Desert | Satin | Bright Solid | | 9004227S | 139 | 57 | 46 | 12% |
| Duratec Intensity | Intensity Evergreen | Satin | Bright Solid | | 9006005S | 38 | 96 | 62 | 12% |
| Duratec Intensity | Intensity Flame | Gloss | Bright Solid | | 9004007G | 180 | 44 | 41 | 14% |
| Duratec Intensity | Intensity Leaf | Satin | Bright Solid | | 9006167S | 75 | 137 | 65 | 24% |
| Duratec Intensity | Intensity Moonlight | Satin | Bright Solid | | 9002004S | 238 | 207 | 65 | 66% |
| Duratec Intensity | Intensity Reef | Gloss | Bright Solid | | 9005011G | 39 | 105 | 184 | 18% |
| Duratec Intensity | Intensity Storm | Satin | Bright Solid | | 90089584 | 42 | 51 | 79 | 6% |
| Duratec Intensity | Intensity Summer | Gloss | Bright Solid | | 9004008G | 230 | 90 | 35 | 28% |
| Duratec Intensity | Intensity Sunshine | Gloss | Bright Solid | | 9002084G | 231 | 171 | 54 | 50% |
| Duratec Zeus | Zeus Appliance White | Satin | Solid | | 90058853 | 240 | 244 | 239 | 91% |
| Duratec Zeus | Zeus Arctic White | Satin | Solid | | 90058851 | 224 | 232 | 237 | 82% |
| Duratec Zeus | Zeus Black | Matt | Solid | | 90088702 | 44 | 44 | 45 | 5% |
| Duratec Zeus | Zeus Chalk USA | Gloss | Solid | | 90073713 | 239 | 234 | 217 | 84% |
| Duratec Zeus | Zeus Charcoal | Satin | Solid | | 90087732 | 60 | 63 | 67 | 8% |
| Duratec Zeus | Zeus Dark Grey | Matt | Solid | | 90051275 | 59 | 64 | 68 | 8% |
| Duratec Zeus | Zeus Grey | Satin | Solid | | 90088416 | 108 | 111 | 114 | 20% |
| Duratec Zeus | Zeus Lunar Eclipse | Satin | Solid | | 90087734 | 45 | 45 | 46 | 5% |
| Duratec Zeus | Zeus Lunar Grey | Matt | Solid | | 90088417 | 227 | 225 | 216 | 77% |
| Duratec Zeus | Zeus Matt Canvas Cloth | Matt | Solid | | 9007327M | 203 | 200 | 189 | 61% |
| Duratec Zeus | Zeus Monument® | Satin | Solid | CB | 9007307S | 66 | 67 | 67 | 9% |
| Duratec Zeus | Zeus Monument® | Matt | Solid | CB | 9008189M | 66 | 67 | 67 | 9% |
| Duratec Zeus | Zeus Silver Grey | Matt | Solid | | 90051272 | 171 | 175 | 177 | 47% |
| Duratec Zeus | Zeus Talc | Satin | Solid | | 90084682 | 229 | 226 | 216 | 78% |
| Duratec Zeus | Zeus Timberland | Satin | Solid | | 9007315S | 84 | 84 | 80 | 12% |
| Duratec Zeus | Zeus White | Gloss | Solid | | 9001110G | 240 | 244 | 242 | 90% |
| Electro | Basalt® | Flat | Anodised | CB | 9067645F | 91 | 93 | 93 | 15% |
| Electro | Black Ace | Flat | Anodised | | 9069116F | 59 | 60 | 60 | 4% |
| Electro | Blue Gold | Flat | Anodised | | 9065301K | 111 | 128 | 122 | 20% |
| Electro | Blue Night | Flat | Anodised | | 9065303K | 67 | 68 | 71 | 6% |
| Electro | Blueit | Flat | Anodised | | 9065302K | 40 | 117 | 146 | 15% |
| Electro | Bright Spark | Flat | Anodised | | 9062205K | 226 | 165 | 62 | 43% |
| Electro | Brilliance | Flat | Anodised | | 9068281K | 112 | 102 | 90 | 14% |
| Electro | Burnished Copper | Flat | Anodised | | 9068185K | 93 | 75 | 71 | 8% |
| Electro | Canary | Flat | Anodised | | 9062209K | 234 | 188 | 69 | 54% |
| Electro | Clean Linen | Flat | Anodised | | 9061302K | 219 | 219 | 212 | 70% |
| Electro | Dark Bronze | Flat | Anodised | | 9068184K | 77 | 69 | 63 | 6% |
| Electro | Flat White | Flat | Anodised | | 9061200F | 236 | 240 | 237 | 86% |
| Electro | FRed | Flat | Anodised | | 9064164K | 178 | 66 | 66 | 14% |
| Electro | Fresh Gold | Flat | Anodised | | 9062208K | 150 | 131 | 107 | 24% |
| Electro | Green Lantern | Flat | Anodised | | 9066342K | 76 | 81 | 72 | 8% |
| Electro | Medium Bronze | Flat | Anodised | | 9068183K | 103 | 93 | 80 | 11% |
| Electro | Monument® | Flat | Anodised | CB | 9069171F | 66 | 67 | 67 | 9% |
| Electro | Poyple | Flat | Anodised | | 9065304K | 114 | 105 | 109 | 15% |
| Electro | Sensational Champagne | Flat | Anodised | | 9063187K | 148 | 138 | 125 | 26% |
| Electro | Silver Reign | Flat | Anodised | | 9067614K | 170 | 175 | 173 | 42% |
| Electro | Tiberius | Flat | Anodised | | 9062210K | 109 | 94 | 65 | 12% |
| Electro | Venerable Silver | Flat | Anodised | | 9067621K | 125 | 127 | 128 | 21% |
| Fluoraset | Xtreme™ Black | Satin | Solid | | 96456970 | 42 | 42 | 43 | 4% |
| Fluoraset | Xtreme™ Champagne | Satin | Solid | | 9647302Q | 161 | 158 | 153 | 39% |
| Fluoraset | Xtreme™ Charcoal | Satin | Solid | | 9647297M | 58 | 61 | 64 | 7% |
| Fluoraset | Xtreme™ Coin | Satin | Solid | | 9647289S | 163 | 167 | 169 | 43% |
| Fluoraset | Xtreme™ Silver | Satin | Solid | | 9647273Q | 145 | 149 | 151 | 35% |
| Fluoraset | Xtreme™ White | Satin | Solid | | 9641157M | 231 | 232 | 223 | 82% |

Dulux Powder Coat Premium Colour Selector

DURATEC®
ZEUS®



✓ AS 3715


✓ AAMA 2603

✓ AAMA 2604


Subtle and neutral solid colours delivered with warranty grade* advanced super durable polyester thermosetting powder. See product suitability tables for recommended usage.



ZEUS ARCTIC WHITE
Satin 90058851



ZEUS APPLIANCE WHITE
Satin 90058853



ZEUS WHITE
Gloss 90011106



ZEUS CHALK USA
Gloss 90073713



ZEUS TALC
Satin 90084682



ZEUS MATT CANVAS CLOTH
Matt 9007327M



ZEUS LUNAR GREY
Matt 90088417



ZEUS SILVER GREY
Gloss 90051272



ZEUS GREY
Satin 90088416



ZEUS TIMBERLAND
Satin 9007315S




ZEUS CHARCOAL
Satin 90087732



ZEUS DARK GREY
Matt 90051275



ZEUS MONUMENT®
Satin 9007307S



ZEUS MONUMENT®
Matt 9008189M



ZEUS BLACK
Matt 90088702




ZEUS LUNAR ECLIPSE
Satin 90087734

DURATEC® ETERNITY®




- ✓ AS 3715
- ✓ AAMA 2603
- ✓ AAMA 2604


Beautiful decorative pearlescent colours delivered with warranty grade* advanced super durable polyester thermosetting powder. See product suitability tables for recommended usage.



ETERNITY LINEN PEARL
Satin 9001138Q




ETERNITY NICKEL PEARL
Matt 90088395



ETERNITY COPPER METALLIC KINETIC
Matt 9007183K



ETERNITY MATT CHAMPAGNE KINETIC
Matt 9003059K



ETERNITY CITI SILVER PEARL
Matt 9007024Q




ETERNITY CHAIN PEARL
Matt 90089119



ETERNITY STAR PEARL
Flat 9007005F



ETERNITY SILVER KINETIC PEARL
Satin 9007160K



ETERNITY PEWTER PEARL
Satin 90088396



ETERNITY TITANIUM PEARL
Satin 90087728



ETERNITY BRONZE PEARL
Satin 90088393




ETERNITY CHARCOAL PEARL
Satin 90088394

DURATEC® INTENSITY®



- ✓ AS 3715
- ✓ AAMA 2603
- ✓ AAMA 2604

Fun, bright solid colours for a big impact delivered with warranty grade* advanced super durable polyester thermosetting powder. See product suitability tables for recommended usage.



INTENSITY LEAF
Satin 9006167S



INTENSITY EVERGREEN
Satin 9006005S



INTENSITY COAST
Satin 9005233S



INTENSITY REEF
Gloss 9005011G




INTENSITY SUMMER
Gloss 9004008G



INTENSITY FLAME
Gloss 9004007G



INTENSITY DESERT
Satin 9004227S



INTENSITY STORM
Satin 90089584



INTENSITY SUNSHINE
Gloss 9002084G



INTENSITY MOONLIGHT
Satin 9002004S

* All Dulux Duratec products are supported by Dulux Alumi Shield and Dulux Steel Shield warranties when applied by a Dulux Accredited Powder Coater to the warranty specification on recommended project types and conditions. For more information visit duluxpowders.com.au/warranties


ELECTRO®

POWDERCOAT RANGE



A unique anodised look, designed to subtly change in appearance as light conditions alter in the day delivered with warranty grade* advanced super durable polyester thermosetting powder. See product suitability tables for recommended usage.

MODERN



FLAT WHITE
Flat 9061200F



CLEAN LINEN
Flat 9061302K



VENERABLE SILVER
Flat 9067621K



CANARY
Flat 9062209K



BRIGHT SPARK
Flat 9062205K




FRED
Flat 9064164K



TIBERIUS
Flat 9062210K



BLUE GOLD
Flat 9065301K



POYPLE
Flat 9065304K



GREEN LANTERN
Flat 9066342K



BLUE NIGHT
Flat 9065303K




BLUE IT
Flat 9065302K



BRILLIANCE
Flat 9068281K



MONUMENT®
Flat 9069171F




BURNISHED COPPER
Flat 9068185K


TRADITIONAL




SILVER REIGN
Flat 9067614K



SENSATIONAL CHAMPAGNE
Flat 9063187K




FRESH GOLD
Flat 9062208K



MEDIUM BRONZE
Flat 9068183K



BASALT
Flat 9067645F



DARK BRONZE
Flat 9068184K



BLACK ACE
Flat 9069116F

Colorbond® and the Colorbond colour names are registered trademarks of Bluescope Steel Limited.

* All Dulux Electro products are supported by Dulux Alumi Shield and Dulux Steel Shield warranties when applied by a Dulux Accredited Powder Coater to the warranty specification on recommended project types and conditions. For more information visit duluxpowders.com.au/warranties

FLUOROSET®

POWDERCOAT RANGE



✓ AS 3715 ✓ AAMA 2604
✓ AAMA 2603 ✓ AAMA 2605

Subtle and neutral solid colours delivered with warranty grade* advanced ultra durable fluoropolymer thermosetting powder. See product suitability tables for recommended usage.

ULTRA DURABLE



XTREME™ WHITE
Satin 9641157M



XTREME™ COIN
Satin 9647289S



XTREME™ CHAMPAGNE
Satin 9647302Q



XTREME™ SILVER
Satin 9647273Q



XTREME™ CHARCOAL
Satin 9647297M



XTREME™ BLACK
Satin 9645697Q

Worth doing, worth Dulux.®

Whatever your project needs, Dulux powder coatings provide you with the confidence and quality that will make it all worthwhile.

Meeting Industry Standards

Dulux Premium Powder Coat Products are designed to meet both the global AAMA and Australian AS3715 standard architectural standards.

| | Fluoraset | Electro | Duratec |
|--------------|-----------------------------|-------------------------|-------------------------|
| AAMA 2605 | ● | | |
| AAMA 2604 | ● | ● | ● |
| AAMA 2603 | ● | ● | ● |
| Coating Type | Ultra Durable Fluoropolymer | Super Durable Polyester | Super Durable Polyester |

Meeting Project Needs

The following tables can be used to help identify your project and environment needs, and ultimately the product choice you have from this card.

Product Suitability – Aluminum

| Project Type | Environment | Conditions | Fluoraset ¹ | Electro ² | Duratec ² |
|-------------------------|-------------|--------------------------|------------------------|----------------------|----------------------|
| Monumental | Exterior | Mild, Severe or Tropical | ● | | |
| Prestigious Commercial | Exterior | Severe or Tropical | ● | | |
| Prestigious Commercial | Exterior | Mild | ● | ● | ● |
| Commercial Developments | Exterior | Mild, Severe or Tropical | ● | ● | ● |
| Residential | Exterior | Mild, Severe or Tropical | ● | ● | ● |
| Non-Habitable | Exterior | Mild, Severe or Tropical | ● | ● | ● |
| All Projects | Interior | Moderate Interior | ● | ● | ● |
| All Projects | Interior | General Interior | ● | ● | ● |

● Alumi Shield Warranty.

1. Fluoraset may be suitable in locations <10m from the high tide line e.g. harbours (contact Dulux for advice) and is NOT suitable in strongly acidic environments so PH must be >5.

2. Electro and Duratec are only suitable for coastal environments >10m from the high tide and are NOT suitable in strongly acidic environments so PH must be >5.

- Non-Habitable projects are those that are not dwelling types. Examples can be furniture, bus shelters, signage etc.
- Residential properties are typically easy to maintain, given their height and access.
- High-rise projects are less sheltered from neighbouring buildings, raising their exposure and reducing their ease of maintenance.
- Monumental projects attract the most attention and have the highest standards required to uphold the reputation expected from landmark sites.

Product Suitability – Steel

The appropriate coating system on steel is largely driven by the corrosive environment of the coated item. This can be determined in accordance with AS4312 Atmospheric corrosivity zones in Australia.

| AS4312 & ISO 12944 | Corrosion Category | | | Primer System | | Top Coat Choice | | |
|--------------------|----------------------------|---|---|---------------|---------|------------------------|----------------------|----------------------|
| | Description of Environment | Mild Steel Corrosion Rate (Microns Per Year) ¹ | Example Environment | Zincshield | E-Prime | Fluoraset ² | Electro ³ | Duratec ³ |
| C1 | Very Low | <1.3 | Interior: Dry indoors | ● | | ● | ● | ● |
| C2 | Low | 1.3–25 | Exterior: Arid, urban, inland Interior: Minor condensation | ● | | ● | ● | ● |
| C3 | Medium | 25–50 | Exterior: City, coastal or industrial Interior: High moisture | ● | | ● | ● | ● |
| C4 | High | 50–80 | Exterior: Sea shore (calm) Interior: Significant contamination | ● | ● | ● ² | ● ³ | ● ³ |
| C5 | Very High Industrial | 80–200 | Exterior: Heavy industrial | ● | ● | ● ² | ● ³ | ● ³ |
| C5 | Very High Marine | 80–200 | Exterior: Sea-shore (surf) | ● | ● | ● ² | ● ³ | ● ³ |

● Steel Shield Warranty. 1. Corrosion rate is for uncoated steel.

2. Fluoraset may be suitable in locations <10m from the high tide line e.g. harbours (contact Dulux for advice) and is NOT suitable in strongly acidic environments so PH must be >5.

3. Electro and Duratec are only suitable for coastal environments >10m from the high tide and are NOT suitable in strongly acidic environments so PH must be >5.

- Substrates include Mild Steel, Bright/Semi Bright Steel, Black Steel and Blue Steel.
- Please refer to a Dulux Duspec Specification for exact specification details.
- Abrasive blast clean all steel surfaces to be painted in accordance with AS1627.4 to visual standard AS1627.9 Class 2.5 (equivalent to ISO8501-1, Sa 2.5: Very Thorough Blast-Cleaning). Use a non-metallic medium that will generate a surface profile of 35 to 65 microns (as tested to AS3894.5 Method A).
- Items to be coated must be planned and designed in accordance with AS/NZS 2312 Section 3.

Visit duluxpowders.com.au/specifications for a comprehensive overview and specific specification details on aluminium and steel or call our advice line.

Warranted Performance

All Dulux premium powder coat products are backed by product specific warranties. Below is an overview of the warranties available from Dulux:

| | Warranty | Flourosset | Electro | Duratec |
|-----------------------|----------------------|----------------|----------------|----------------|
| Alumi Shield Warranty | Aluminium Durability | 30 Years | 20 Years | 20 Years |
| | Aluminium Colour | 25 Years | 15 Years | 15 Years* |
| Steel Shield Warranty | Steel corrosion | Up to 10 Years | Up to 10 Years | Up to 10 Years |
| | Steel Colour | 25 Years | 15 Years | 15 Years* |

* Excluding Intensity - 10 Years.

Warranties are made up of a colour warranty (for colour fade and chalking), durability warranty (film integrity for aluminium only), and corrosion warranty (for steel only). They are only valid when applied by a Dulux Accredited Powder Coater to the warranty specification on recommended project types and conditions.

For more information visit duluxpowders.com.au/warranties

Dulux Accredited Powder Coaters

Only Dulux Accredited Powder Coaters are able to issue our Dulux Alumi Shield and Steel Shield warranties after demonstrating their capability to meet stringent quality conditions and international standards.



For more information visit duluxpowders.com.au/accredited

Custom Colour

This colour card and our Colour Selector offer a range of products and colours that are readily available. If you cannot find the colour you require in a particular product, Dulux offer a Custom colour service. Call 13 24 99 or visit duluxpowders.com.au

Advice Line

Our dedicated consultants can help simplify the specification process, saving you time and money by providing the right coating advice for your project. Call 13 24 99 or visit duluxpowders.com.au

Offices

Australia

Dulux Powder & Industrial Coatings
1-15 Pound Road West, Dandenong South VIC 3175
T (61) 3 8787 4500 F (61) 3 8787 4542

New Zealand

Dulux Powder & Industrial Coatings
31B Hillside Road, Glenfield, Auckland, New Zealand
T (64) 9 441 8244 F (64) 9 441 8242

Singapore

DGL International Powder & Industrial Coatings
BLK 265, #02-275, Serangoon Central Drive
T (65) 68381010 F (65) 6733 5125

China

DGL Camel Powder Coatings
No.11 Changtang Road, Yantian District
Fenggang, Dongguan, Guangdong, China, PC 523701
T (86) 769 8680 1088 F (86) 769 8680 1092/8756 9339



green building council australia
MEMBER

Dulux, Duratec, Electro, Fluoraset, Worth doing, worth Dulux and Dulux World of Colour are registered trade marks and Custom Colour, Alumi Shield, Steel Shield, Dulux Accredited Powder Coaters are trade marks of DuluxGroup (Australia) Pty Ltd. Colorbond Steel and the Colorbond Steel colour names denoted by the ® symbol are registered trade marks of Bluescope Steel Ltd. Product colours displayed in this guide are indicative only. They have been matched to indoor viewing and are as close to the actual product colours as modern printing techniques allow. Colour appearance may vary according to light source. Always confirm your colour choice with production line prepared samples for final colour approval. Over time the durability performance between Colorbond Steel and Dulux Powder Coating products may vary. Copyright 2017 DuluxGroup (Australia) Pty Ltd.